



- ✓ Multiblades
- ✓ Military thing that go Cut
- ✓ Knives are a Changing
- ✓ New Friends are Timeless
- ✓ Application form for 2005

Our *international* membership is happily involved with "Anything that goes 'cut'!"

## September 2004

### Multiblades—A Closer Look

By Roy Humenick

Almost everyone has carried a multiblade knife at one time or another in their lives. Many are known by interesting names, such as sowbelly, doctor and sunfish. The most popular pattern is probably the stockman. Those knives were made in huge factories, such as Case, Schrade and Imperial—to name a few. Hard tooling is used to stamp out the knives by the thousands. The material choices for blades, and other parts, are limited to those that will work well with the tooling. In contrast, the custom knifemaker grinds each part by hand and so is able to make knives from more exotic materials. Designing and building a custom multiblade knife can be quite a challenging undertaking for a knifemaker.



This is a five blade folding knife made by Terry Davis

While the custom multiblade knife resembles the everyday pocket knives we carried over the years, there is a great deal of handwork involved in the making of the custom. First, "multi" implies more than one, so multiply the work of grinding and finishing each blade by the total number of blades. The blades are usually made from a premium stainless tool steel like ATS-34, heat treated to a hardness of Rc60 or above. Each blade will have a properly located nail nick to aid in its opening. Each blade also has a bevel, or swedge, ground along the blade's spine. The blade swedges definitely add to the overall attractiveness of the knife.

Fitting all of the blades into the handle of the knife is a definite challenge for the maker. The blades must fit in between each other, taking advantage of all available space between the scales. Today's collector of custom knives will not tolerate any scratches on their finely finished blades, so the blades must not "rub" against one another when opened or closed. This includes the tang area of the

blades, (the area near the pivot end of the blade). The liners of the knife are often relieved inside so that no rubbing takes place on the visible area of the tang as well.

The liners and bolsters of the custom folder are usually made from a heat treatable stainless steel. One such steel, 416 stainless steel, is also commonly used to make rifle barrels. It not only takes a nice polish, but adds a great deal of strength to the knife. Some makers will go the additional step and make the liners and bolsters out of a single piece of material. This is called integral construction. Premium handle materials like pearl, bone, ivory and stag are pinned to the scales. The working of these materials each require their own set of skills to achieve an attractively finished knife.

Once the exotic handle materials are pinned in place, there is still plenty more to be done. A shield is often inlaid into the handle. This can be a nerve wracking ordeal as the maker tries to preserve the beauty of the handle material while proceeding with the inlay. Things can go wrong, such as scratches resulting from the inlaying operation. Pinning a shield has the risk of the pin swelling and forming a split in the handle material. The shield seems to be found almost exclusively on pocket knives and really contributes to the overall beauty of the knife.

When the knife is finally assembled, pins made from the same material as the bolsters are used. The pins are peened between hammer and anvil, which blends the pin in with the bolsters, and disappears when they are polished. No screws are used here. There is no second chance for more clearance if a pin is peened too far. The blades must be held tight in the bolsters so that they are not allowed to wobble. There might be a chance for a blade "rub" if they were too loose. This is a tricky operation.

There are many techniques to master and difficulties to overcome for the custom multiblade maker, but one challenge stands above the rest. One feature that makes everything work -the backsprings. These knives are often referred to as slip joint knives, probably because there is no provision for locking the blade open. So the backspring must be strong enough to hold the blade open during use, and yet soft enough so that the blade can be easily opened without breaking off your thumbnail. The spring also holds the blade closed so it won't accidentally open in your pocket. The movement, and sound, of opening and closing the blade is often referred to as the "walk and talk" -a feature highly prized by collectors.

When the blade is fully opened, or closed, the backspring should be flush with the backside of the scales. This is not easy to accomplish

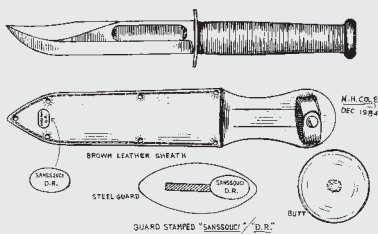
# Knotes on United States Military Edged Cutlery

by Frank Trzaska

## Weske Cutlery

Who can tell me about the Weske Cutlery Company? Other than the fact that they were in business from circa 1945 until 1952 in Sandusky, Ohio, and owned by William Weske, what do we know about them? They made hunting knives, we know that as they can be found for sale at knife shows, flea markets and online auctions. It is

SANSSOUCI / D.R. KA-BAR TYPE



rumored they bought parts from Case Cutlery to build their knives, parts Case would consider seconds. Can anyone prove this? If they bought parts from Case, did they also buy components from other cutlery manufacturers, such as Ka-Bar or Camillus? Can anyone confirm this? If it sounds to you like I am being very vague on this or beating around the bush, it is; because I am. I have an opinion on them but would like to gather some additional facts before I give my hypothesis and taint the thoughts of you readers. Help me on this one, I promise you it is very interesting. Stay Tuned.

## More on NASA Knives

I was e-mailed a short note on the Space Shuttle piece we ran a few weeks ago. They had some additional info to confirm for us. "Yes, there used to be a Victorinox "Space Shuttle" model—it had a silver colored space shuttle inlaid on the scale (although I am not certain if this was the exact model carried on the Shuttle.) This model is no longer imported by Swiss Army Brands (aka Forschner) to the US. The US model # for the shuttle knife was 5049 in 1990 or there about. You may still be able to get this model from Victorinox in Switzerland I don't know for sure." Art Long

I did a search on the NASA site and didn't

come up with a model name, but it does have a part number. It is known as: Swiss Army Knife P/N 528-40807-1 in the instructional manuals. They have detailed written manuals for every conceivable procedure on the shuttle. In these technical manuals, every time something needs to be cut it lists the full name and part number. Would save a lot of space if they just listed it as SAK, the universal name. I guess we should be glad they did it this way, 50 years from now when someone rediscovers this stuff they will be certain which knife they are talking about.

## Another UDT man interviewed...

Same question, same answer, every time so far. I just hung up the phone after talking in great length to a post World War Two veteran Underwater Demolition Team (UDT) man. The question I posed to him was "Did you ever see or use a bright bladed Mark 2 knife while in the Teams?" After a laugh he told me negative. You see, he went on to tell me, that anything with a light reflecting capability was strictly off limits, they weren't even allowed to possess such stuff if they purchased it themselves.

He still has the knife he was issued in February 1954; and it is a guard marked Ka-Bar Mark 2 with the parkerized finish and a standard grooved handle, the scabbard was a gray fiberglass and canvas affair. In other words a typical U.S. Navy Mark 2 knife and scabbard. He did tell me that getting a knife was not any trouble at all but finding a sharpener was extremely difficult. He kept his sharp by spitting on a concrete step outside of the barracks and using that as a whetstone. Later he found that a little bit of fuel oil from the barracks kerosene heater worked better than saliva.

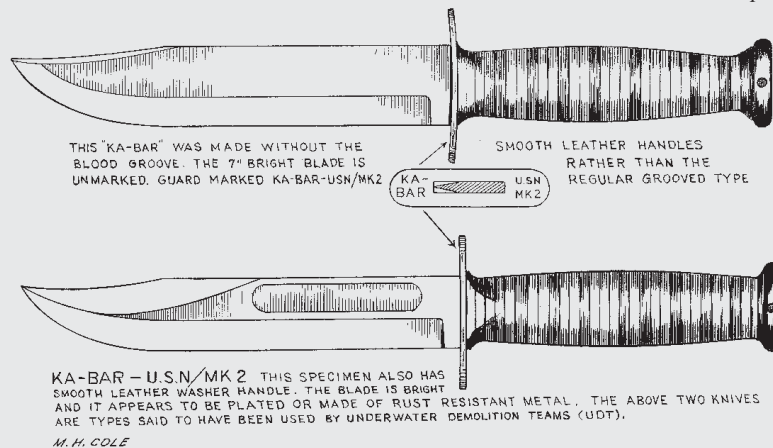
The first use of the knife was actually in "frog school" when it was put to use opening "C" rations while ordnance was exploding all around him. He told me "Those damn Instructors would steal all of the fruit from the C-rats and then to top it off they also stole the opener keys. If we wanted to eat, we had

to use our knives to open the cans. I think I ate just as much sand as I did food." Another trick relayed on to me was that they kept the candy bars inside condoms to prevent them from melting in the constant salt water. They were used for quick energy and could be carried on a long swim this way. He also stated that home-made or private purchase knives were fairly common among the younger enlisted men. Rarely seen on the older veterans, they used what ever was issued. You see they knew it would be lost or broken one day so why spend your own money when Uncle Sam would supply you for free.

Well after his discharge from the Navy, he went on to a career in commercial crabbing and later shrimping. The knife was ever by his side during these times. Over the years it has taken a beating and been misused more then ever thought possible, but it still remains in one piece. The handle is still tight, but the finish is non-existent. It disappeared long ago from repeated sharpening and cleaning. It is much smaller today from those sharpenings, but it still cuts like magic.

I only list this here to again ask for your help. Does anyone know of someone who actually used a so called "UDT" knife while in the service? So far I have not been able to find a single person who has had one or has seen one in use. At this point, without any tangible evidence known, all I can say is this has to be one of, if not the largest, urban legends in military knife collecting. Right up there with the so called "Ranger" knife and the "V-44." Not one shred of proof so far to say these were actual government purchase, standard issue knives, at any time. I can't even find someone who might have purchased one privately.

Continued on page 4



In my travels around the various libraries

# OKCA Knews and Musings

*ibdennis*

## We're Back.....

Summer is over and we are back at things that go cut. The summer hiatus was good as **Elayne** and I feel pretty sharp and we are ready to give it another go. The support of the membership with articles and tidbits for the Knewslettter mean we will have material for the next few months. I still would like more articles so please to write for us. The pay is lousy, but the fame and glory is awesome.

## Mini Show.....

The Winter Mini Show will be held on Saturday, December 11. This is a show that has a life of its own and has a pretty good attendance. A single table is free to members of the Oregon Knife Collectors. If you need more than one table, you can request; but if we need tables at show time, then it's back to one. Also at this show we allow sharing of tables. The rules on tables is hard core by me as usual.... Leave before 4 pm closing and suffer the wrath of dennis which can mean never come back ever. The same goes for the covering of tables during show time.

The pot luck will be held shortly after the Show; **June Morrison** will be heading up this event.

It is not too early to make reservations for the Mini Winter Show. You may e-mail your request to the OKCA e-mail addresses or call (541)484-5564 or write. Just do it. The show will be held in the round building that has heat and light and good foods. Same as



Winter 2003, but a bit different than we used to know.

## Table application.....

There is a table application form enclosed in this Knewslettter. Best be getting it in soonly as I have this feeling that our 30<sup>th</sup> Show is gonna be a sell out early event. The waiting list at this time is somewhat impressive.

## The 30<sup>th</sup> Show.....

We are all planning on something special for our April Show. The opening ceremonies are always a bit tricky as we have to allow for the human element of timing, conflicts, sickness and whatever which seem to get in the way of advance planning. But the plans as of today will be awesome and better than anything else planned for the Saturday Opening ceremonies. So if you are thinking of sleeping in on Saturday of the Show..... Not to do it.

## Club Knife.....

This year's Club knife will be made by **Ford Swauger**. In the next issue we will have an application form for this knife or it could be knives.

## Plans for the 2006 Show.....

If you thought we planned shows on a per year basis, think again. The plans for the 2006 Show are taking form in a way that I wouldn't even have thought possible. The **Bowie Knife Collectors** have expressed interest in being at our 2006 Show. At one show in the past they had 100 tables. So you ask yourself how are we going to accommodate this many additional tables when we have 470 tables sold out? Well we can do it. The people I have been talking to have approved

this plan and it will be a surprise to many. (No smaller tables and no tightening space of tables.) I'll leave it to you to figure out how you are going to see the 470 tables plus 100 more in three days.

## Knewslettter ads.....

We have cleaned up the ads that appear in the Knewslettter so there is now space for new or revised ads. These ads are free and run for three months. We also run these same ads on our web page so it is a pretty good deal for the price. Over the years I have had some very positive comments on the success of these ads. Don't sell this form of communication short.


## Picnic.....

Everyone loves a picnic. Especially when you have a delightful garden to do it in and are surrounded by pretty sharp people. Thus it was on June 26 when we met at **Bernard's garden** for a delightful potluck. It was great and the weather accommodated us. And of course we talked knives and knives and more knives. It seems that this is not a subject we tire of.

## Knives that make me Smile.....

I thought I would introduce a section that would picture a knife or item that you just can't help but grin or smile over. You are welcome to contribute those of the same category and we will see how this works. I have several myself but would remind you that this is your Knewslettter too.





The whittler pattern uses a unique back spring design where the smaller blades each have their own spring but the main blade shares these two springs.

and requires many test fittings. The difficulties continue to mount when a single backspring gets a blade on each end. Some regard this configuration as defining the true meaning of “multiblade.” All of the considerations mentioned above must now apply to both ends of the same spring. The blades at each end, having tangs as thick as the spring, must be ground to “miss” each other when both are closed. Although not recommended, eventually someone will partially open both blades at the same time. This can be seen in a lot of pictures as the photographer attempts to capture all of the blades open at the same time. The poor backspring must be able to survive the added flexing, and still have enough snap left for good “walk and talk.”

But wait—there’s more. Over 100 years ago, someone came up with an idea on how to make things even more difficult, with the invention of the whittler. Whittlers are generally three bladed knives with a single master blade on one end and two smaller blades at the other end. Some have three backsprings (one for each blade), but most have only two. The real challenge is in the making of the two backspring whittler. Each of the smaller blades ride on their own backspring, and both of those backsprings together operate the single master blade at the other end of the knife. Needless to say, the master blade, with two backsprings, has a tendency to be much more difficult to open and close than each of the two smaller blades. Another challenge for the maker to deal with is that on most two backspring whittlers, there is a wedge shaped spacer placed in between the two springs. This configuration is sometimes called a split backspring whittler. The wedge shaped spacer places the scales so that they are no longer parallel to one another, making it more difficult to keep the master blade from being too loose in the finished knife.

Multiblade knives, or pocketknives, have been around a long time. This has allowed many more techniques for adorning these knives to develop. Features like fluted or carved bolsters, gold shields, decorative pins, engraving and carved pearl are a few examples. While the custom multiblade knife resembles the everyday knife folks are used to seeing, closer inspection will reveal all of the precision workings and hand finishing that went into the making of the custom. The owner will know how much talented work lies within. He/she will also have a superior set of blades for long lasting sharpness. The custom knife will far outlast the production version. So, next time thoughts turn toward thinking about a custom knife purchase, check out some multiblades and Take A Closer Look! ✂

Continued from page 2

and archives, I have never seen one of these knives illustrated in any manuals either. I have seen the common Mark 1 and the common Mark 2 illustrated various times in technical and field type manuals. I have even seen them in the Navy Landing Party equipment manual, courtesy of our good friend, Carter Rila, but not the smooth handled plated version. So with curiosity up to a near high, I decided to look back into this urban legend and see if I could see where or when it started. Nothing in the early Cole Book 1 about it, nothing in Cole Book 2 either. Peterson in his early book, *American Knives*, didn’t mention it. In Cole Book III which made its introduction in 1979. Mr Cole has it listed as “..types said to have been used by Underwater Demolition Teams.” The key words here are “said to have been.” OK who “said” it to Mr Cole?

Doing some searching, it looks like the first mention of it is in the *American Blade*, September -October 1974, Volume 2

Number 1 edition. In an article, *Knives of the UDT and SEALS* written by Adrian Van Dyk, we find the beginnings. On page 5 Mr. Van Dyk, one of the early pioneers of U.S. Military knife collecting and research writing, states: “One example of the MK-2 deserves special mention here since it **probably** was developed especially for under water operations.” (Italics are mine)

PROBABLY, PROBABLY, yes you read that correct. Mr. Van Dyk was speculating in an early article that it MAY have been used for UDT purposes. That short little line taken out of context and repeated often enough has led us to the point where we currently reside, Urban Legend.

From that point in time the knife was thereafter linked to the Special Forces community. As our good friend, Bernard Levine, put it: “the kind of error that meshes so well with the wishful romantic fantasies of most collectors that it is impossible to eradicate. It seems that more of these types

of error are added to the canon of orthodoxy every year. Trying to refute them is like trying to teach a pig to sing -- wastes your time and annoys the pig.” So here I sit trying to figure out how to teach a pig to sing, I have a better chance of doing so then changing the so called “UDT” to an after market surplus hunting knife.

One I might add that is not connected to the military in any way and is really not a coveted collectors item when viewed for what it really is. I hate to be the one writing this or even exposing it, as I have several of those “UDT” knives in my collection. If they are not “UDT” what do you suppose they are worth? A post World War Two 7" blade hunting knife by a small almost unknown homework shop type firm?? We would be happy to get \$65.00 for such a knife. Well that’s my opinion, what is yours?

Frank Trzaska [trz@mcsystems.net]





# OREGON KNIFE COLLECTORS ASSOCIATION

BOX 2091 • EUGENE, OR 97402

MEMBERSHIP APPLICATION AND SHOW TABLE CONTRACT

**\*PLEASE RETURN THIS ENTIRE PAGE or a photocopy. DO NOT CUT IT UP!\***

Name(s) \_\_\_\_\_

Mailing Address \_\_\_\_\_

City \_\_\_\_\_ State \_\_\_\_\_ Zip \_\_\_\_\_

Phone: Eve ( \_\_\_\_\_ ) \_\_\_\_\_ Day ( \_\_\_\_\_ ) \_\_\_\_\_ Date \_\_\_\_\_

Collector  Knifemaker  Dealer  Mfr./Distrib.  Other \_\_\_\_\_

OKCA membership includes newsletter, dinner/swap meetings, free admission to OKCA shows, free OKCA Winter show tables, right to buy OKCA club knife.

\_\_ Start/ \_\_ Renew my/our OKCA membership (\$20 individual/\$23 family) \$ \_\_\_\_\_

## 30<sup>TH</sup> ANNUAL OREGON KNIFE SHOW • APRIL 8-10, 2005 470 — 8'x30" TABLES

Exhibit Hall, Lane County Convention Center and Fairgrounds, 796 West 13th Ave., Eugene, Oregon.  
FOR INFORMATION CONTACT SHOW CHAIRMAN: DENNIS ELLINGSEN, (541) 484-5564

**AUTOMATIC RESERVATIONS:** If you had a table at the 2003 Show, you have an automatic reservation for the same table in 2004, but THIS RESERVATION EXPIRES DECEMBER 15, 2003. You may still apply for a table after this date, but we cannot guarantee a table after December 15. NO RESERVATIONS HONORED OR APPLICATIONS ACCEPTED WITHOUT FULL PAYMENT! Note to NEW exhibitors: your table(s) will be assigned after 12/15/03.

**ALL TABLE HOLDERS AND VISITORS** agree to abide by the OKCA show rules, and to hold the OKCA, its officers, and the Lane County Fair Board harmless for any accident, loss, damage, theft, or injury.

**ANY QUESTION OR DISPUTE** arising during the show shall be resolved by the Show Chairman, whose decision shall be final.

**THIS IS A KNIFE SHOW.** All tables must be predominantly knives or knife related items (e.g. swords, axes, edged tools, edged weapons, knife books, knifemaking supplies). If in doubt, check with the Show Chairman ahead of time. The OKCA reserves the right to bar any item from display or sale. No firearms made after 1898 may be sold or shown at this show.

**ALL EXHIBITORS are required to keep their tables set up throughout the public hours of the Show: 9 AM Saturday to 3 PM Sunday. ANY EXHIBITOR WHO LEAVES BEFORE 3 PM SUNDAY FORFEITS HIS FUTURE RESERVATIONS AND WILL BE DENIED TABLES AT FUTURE OREGON KNIFE SHOWS.**

**DISPLAY TABLES** will be around the perimeter of the room. All displays are eligible for display awards, which are handmade knives donated by members and supporters of OKCA. Display judging will be by rules established by OKCA. Special category awards may also be offered. **NOTHING MAY BE SOLD FROM DISPLAY TABLES.**

**SALE/TRADE TABLES** Sharing of tables will not be allowed. Exhibitors must comply with all applicable local, state, and federal laws. Oregon has NO SALES TAX.

**BADGES:** Each table holder is entitled to one additional show badge.

**KNIFEMAKERS** who are present and are table holders at this show may enter knives in the knifemaking award competition.

**FOR MORE INFORMATION** on categories and judging criteria in the display and handmade knife competitions, contact the Show Chairman.

**SECURITY** will be provided by OKCA from 10AM Friday until 4 PM Sunday. However, exhibitors are responsible for watching their own tables. Neither the OKCA nor the Lane County Fair Board will be responsible for any loss, theft, damage, or injury of any kind.

**CITY AND COUNTY REGULATIONS** require that there be:

- No Smoking within the Exhibit Hall at any time;
- No alcoholic beverages consumed within the Exhibit Hall during the public hours of the show;
- No loaded firearms worn or displayed at the show;
- No swords or knives brandished or displayed in a provocative manner.

Violators of these safety rules will be asked to leave.

**NOTE ON SWITCHBLADES AND DAGGERS:** In Oregon it is legal to make, sell, buy, or own switchblade knives. However, it is **ILLEGAL** to carry a switchblade knife, a gravity knife, a dagger, or a dirk concealed on one's person, or for a convicted felon to possess a switchblade or gravity knife. Most other states have banned switchblade knives. Under federal law, it is **ILLEGAL** to mail, carry, or ship a switchblade or gravity knife across state lines.

## SHOW SCHEDULE

**Friday, April 8, 2005 . 10am - 8pm** set-up; open **ONLY** to table-holders and members of OKCA.

**Saturday, April 9, 2005. 7am-9am** set-up. **9am-6pm** open to public.

**Sunday, April 10, 2005 8am-9am** set-up. **9am-3pm** open to public.

**Tables that are cancelled will revert back to the OKCA. Subcontracting tables is not permitted.**

**EXHIBITOR CONTRACT:** PLEASE ENCLOSE FULL PAYMENT WITH THIS FORM. Full refund granted if reservation canceled by February 15, 2004; for later cancellation, refund will be granted only if your table is rented to someone else. **DON'T GET LEFT OUT!!! MAIL THIS PAGE AND YOUR CHECK TODAY.** A signature is required.

Type of knives on your tables \_\_\_\_\_

Name for second badge \_\_\_\_\_ (two badges per table holder)

\_\_\_ Club Dues (Total from above) ..... \$ \_\_\_\_\_

\_\_\_ Sale/Trade table(s) @ \$95 each (members only) ..... \$ \_\_\_\_\_

\_\_\_ Collector Display table(s) free with sale table: ..... \$ \_\_\_\_\_

TOTAL ENCLOSED (make check payable to O.K.C.A.) ..... \$ \_\_\_\_\_

I have read and agree to abide by the OKCA show rules as set forth in this contract, and to hold the OKCA, its officers, and the Lane County Fair Board harmless for any accident, damage, loss, theft, or injury.

Signature \_\_\_\_\_ Date \_\_\_\_\_

**\* PLEASE RETURN THIS ENTIRE PAGE or a photocopy. DO NOT CUT IT UP!\***

www.oregonknifeclub.org

## New Friends at the Knife Show

by Jim Pitbaldo

Three of the many great things about attending the Oregon Knife Show each April are meeting new people; making new friends; and finding a special treasure. In my opinion, each of us should take a few minutes after the show to reflect, not so much on the purchases, sales, or trades, but on the old friends we see and the new friends we meet and hope to see again in the coming year.

This article is about my fortunate experience of meeting a new friend and, at the same time, acquiring a new item for my Remington collection.

On Friday morning of the show, as I was finishing the hauling in, unpacking, preparing, and setting up of the last part of my Remington Boy Scout Knife display table, I began a conversation with a fellow from Sacramento. We started talking about knives and he commented on my display and the quality of my knives. During the conversation he mentioned that he was not a Remington collector but a collector of switchblade knives. Since our cutlery interests seemed fairly divergent, we did not talk about any sale or trade potential. However, towards the end of our conversation, I mentioned that I am always looking for a new Remington knife, and he mentioned that, while he did not have any knives that would interest me, he did have an old Remington Cutlery clock in his garage that would make a nice addition to my knife display. He indicated that he had

owned it for a number of years. Further conversation revealed that it was a pretty large clock with a multicolored glass front and in complete original condition in working order.

I had never seen a Remington Cutlery Clock, but I told him I would like the opportunity to see the clock. I also told him that if and when he ever decided to part with it I would be interested in purchasing it. So we agreed to exchange contact information. I gave him my name and phone number and told him to call me so I could stop by his home on my way back to Long Beach from Bandon the end of April. It wasn't until I was ready to leave Oregon that I remembered that I hadn't written down his name and phone number. I realized then that there was no way that I would be viewing this clock or talking with my new friend.

I figured that I had really missed a potential opportunity to purchase this great clock and at the same time failed to follow up on being able to contact this new friend I met at the Oregon Knife Show. So, I went about enjoying life in sunny Southern California.

Then on a Monday evening in May there was a phone message on our voice mail. It was from my new 'friend without a name' saying that his name was Steve and that he would be somewhat interested in placing the Remington Cutlery clock in my collection. He left a return phone number. I now could contact my new friend. We finally made contact and after a couple of minutes of discussion about what we each had been doing for the last month, we talked about the clock and agreed upon a price and Steve e-mailed pictures to me. The clock was, in my opinion, much more impressive than I had been thinking it was. I sent Steve a check, and he said he would hand deliver it.

The day of arrival I spent a couple of hours anticipating the car pulling up. Steve and his brother-in-law arrived. We talked for about ten minutes, and then Steve got the clock out of his car and unpacked it. It was truly beautiful, and I was very pleased to have it in my possession. We visited some more and eventually said goodbye. This time I made sure I had contact information for him and he had mine! I look forward to staying in touch with him.

So what is this clock all about? The Crystal Manufacturing Company of Chicago,




Illinois, manufactured it in 1935. It had hung in the office of the Sutter Lumber Company from 1938 to 1952 when the company closed operation; and an employee acquired it and moved it to Grass Valley, California, where it stayed until purchased by Steve in 1998.

The dimensions of the clock are 18 inches wide by 26 inches tall and 5 inches deep. It will either stand on a platform or can be hung from a wall. The back enclosure is all stamped metal which is attached to a heavy wooden frame painted black and silver. The clock mechanism itself has a knob to start the clock turning, and it will run either clockwise or counterclockwise depending on which way the knob is turned. It also has a second knob for setting the correct time. The back of the clock mechanism says it is manufactured under Patents #1,719,805-1,797,912 with others pending and 'Made in USA.' It also says '115 volt, 60 cycle and 2 watt' on the mechanism case. A decal on the back of the stamped metal enclosure gives instructions on how to operate the mechanism.

The clock is very colorful. This is the result of two things. First is the clock is wired to turn on four lights in each corner of the interior by a chain cord on the back. Second, is the reverse painting of two glass panels, which make up the front of the clock. The upper half of the reverse painted glass includes the round face which is cream color, the hands and border which are black, and vertical stripes which are infantry blue and silver, and the concentric reverse painted "Cutlery Headquarters

continued on page 8



# The Seek-re-tary Report

by elayne

We know Summer is over when we receive the September Knewsletter. It means another year is in progress for the **APRIL SHOW**.

Bernard Levine was very gracious and opened his garden for a picnic for the OKCA members on June 25. It was the most pleasant of days and the food and fellowship were very enjoyable. Thank you, **Bernard**, for your hospitality. A very special treat from **Rod and Rhoda Smith**, Startup, WA—they brought fresh shrimp to the party. For those of you who use the excuse “I live too far away,” we had a visitor from **Iraq—Joshua Hill** was on leave and came for the occasion.

We received a notice in the mail re the cancellation of the Northwest Knife Collectors planned show in October. We were very sympathetic to their dilemma. This is not the first time a show did not make it to the gates. We know that it is no easy task to coordinate a show. Find a place when a date is available that is not in conflict with other shows, encourage the backing of the group to promote the show—the most effective advertising is always the enthusiasm of the people who will buy tables and pay admission to attend, and find the energy to climb the mountain every minute and anticipate all the obstacles that must be overcome. Hopefully they will be able to schedule a date for 2005. Each of us can help when we support and promote the shows that are currently presented.

The Willamette Valley Arms Collectors Association is scheduled for September 18-19. The Roseburg Rod and Gun Club also has a Show on this same weekend so if you are in the mood for shows, this is the weekend for you. Try to attend. Admission is free to the WVACA show with your OKCA membership card. When we support a “sister” organization, we all win.

The December show has been scheduled for December 11. Be sure to mark your calendar.

See you at the meeting at G. Willickers September 9.



## THE KNIVES, THEY ARE A-CHANGING

by Jim Taylor

For centuries, nothing much changed. Pocket knives were turned out by the hundreds of millions; trillions even. Suddenly, or so it seems to me, changes are everywhere. Have you, dear reader, noticed this, or is it just me? Have a close look at the newer knives of today and I'm sure that you will see the differences.

Allow me to point out the more obvious changes. Handle materials are an obvious example. The more traditional manufacturers are still plodding along with the old, run-of-the-mill items, such as; bone, horn, stag, mother-of-pearl, wood and various metal handles. These are the handles that have stood the test of time, so to speak, and ones that we are all comfortable with. The sudden influx of newer manufacturers are having none of this. Just take a look at the magazine advertisements of today and then follow this up by handling a few of these “new fangled” knives, with their equally new fangled handles.

Manufacturing names that immediately come to mind would be those of, William Henry and Chris Reeve. Here are two “upstarts,” if you will, that have dramatically overturned traditional values and produced knives with some of the most glorious handles yet conceived in the business. Consider these materials. Snakewood, Spalted Sycamore, Miranjiba Wood, Apple Coral, Fossil Oosic, Black Palm, Aerospace Titanium and (this is the one that started me off on this pathetic gibberish that somehow passes as an article.) Navy Blue Calfskin Leather! Is that a killer, or what?

Until fairly recently I was totally ignorant of the word, “Koftgari.” What, you too? Thankfully, the William Henry people explain in their catalog that this refers to 24 carat gold, bolster inlays, that they offer on some of their products. Actually, I shouldn't use the word “products” on the stupendous knives that this company is turning out. These things are works of art



in my view. Stop by a table and pick one up sometime, I promise you that the experience will be worth your while.

Changes are evident elsewhere, too. Where did the back spring go? The two companies mentioned above have virtually done away with the old fashioned backspring. Just a vestige remains, and I have to admit that I don't really miss it. The “walk and talk” might not be so pronounced, but the knives are so much lighter and easier on the pocket linings, that one doesn't really get concerned about such trivialities. Combine this with the



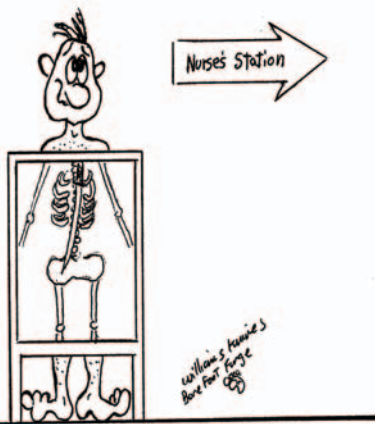
abundant usage of titanium, together with an almost baffling barrage of space-age materials, and it becomes easy to understand why users and collectors alike are looking at these knives with more than a little interest. Not to mention lust!

Interestingly, William Henry, (the name is derived from Matthew WILLIAM Conable and Michael HENRY Honack) has recently moved their studio to, McMinnville, OR. Thus making the home state of this Knewsletter one of the busiest in the nation, insofar as knife making concerns go.

Nail marks seem to have become a thing of the past, also! Thumb studs and holes in the blades, together with a variety of “assisted opening” methods, seem to have taken over, at least for now. In fact, the only thing that remains exactly as your grandfather recalled is the simple fact that

*Continued on page 8*

## Cut-toon



Now Mr. Amazing Spamboni, you say  
you work in the circus doing what?

## OKCA Club Whot-zits & Whos Zits

### Darrold (Ole) Olson

President (541) 914-7238

### Loy Moss

Vice President (541) 747-7600

### Elayne Ellingsen

Sec/Tres. (541) 484-5564

### John Priest

Master at Arms (541) 589-6020

### Dennis Ellingsen

Show Coordinator (541) 484-5564

**Knewsletter** by elayne & dennis

**Cut-toons** by Judy & Lonnie Williams

**Web page** <http://www.oregonknifeclub.org/>

**Club e-mail** [okca@oregonknifeclub.org](mailto:okca@oregonknifeclub.org)

OKCA, PO BOX 2091, EUGENE, OR 97402  
(541) 484-5564

Copyright © 2004 Oregon Knife Collectors  
Association. No part of this newsletter may be  
reproduced without permission of the OKCA. Email  
[info@oregonknifeclub.org](mailto:info@oregonknifeclub.org). Layout and printing by  
Insta-Print - 1208 W. 6th - Eugene, OR 97402

Continued from page 7

with a jack knife of today's design, the blade folds out of one end!

Oh sure, you can still buy one of those bone handled stockmen, those with two back springs and a nail mark for each blade, but for how much longer? I have to confess that today's designs, together with the materials now available, are beguilingly attractive, even to a dyed-in-the-wool, "old knife" dealer, such as me.

If you need more proof of this 21<sup>st</sup> century phenomenon, just look around, the evidence is close by. No doubt about it folks. The knives, they are a-changing. It's called progress. ✂

(All pictures associated with this article are by  
William Henry Knives. editors note)

Tru-Grit is proud to introduce the latest innovation in grinding technology known as the "Gator." This belt pushes the boundaries of abrasives. The 3M Trizact CF "Gator" uses macro replication technology to deliver a consistent cut, along with a high quality finish. The unique 3-dimensional structure is uniformly distributed over the surface of the belt which allows for extra long belt life, reduces process steps and allows you to use a coarser belt for your final finish. This belt is excellent for defect removal, grind line refinement, scale removal and final finishing. The "Gator" belt will make these crucial operations more efficient, while at the same time, lower your overall operating cost and improve quality. This belt is available in 80, 120, 240 and 400 grit. If you haven't tried a "Gator," you don't know what you are missing. You owe it to yourself and your customers to produce the finest product possible.

Tru-Grit - Ontario CA - (800) 532-3336 or (909) 923-4116 -  
<http://www.trugrit.com/>

### New Friends at the Knife Show - continued from page 6

Remington Dupont" with the colors, black, gold, silver and orange. A second reverse glass painted panel covers the lower back of the clock and is painted green and red to give the additional two colors to the lettering. It ends up with cream, black, gold, silver, orange and green reverse colors when the clock is illuminated. It is truly impressive given its age in excess of 60 years.

Needless to say, this has been a very pleasant experience for me. I met a new friend and I learned a few things. These I would like to pass on to the readers of this Knewsletter. First, it is the people you meet at the Oregon Knife Collectors show that are most important. Second, you will always make a new friend at this show just by investing time in discussion about your hobby or field of interest with a stranger. Third, remember to get the communication information from the person you meet should you want to follow up throughout the year between shows. And finally, never forget to ask about the potential for something to obtain to add to your collection. I look forward to the show next year, as I will get another opportunity to talk with my new friend, Steve, and also add my Remington Cutlery Clock to my display. ✂





# OKCA Free Classified Ads

Free classified ads will run up to three issues and then be dropped. Available only to paid members. Write your ad on anything you have handy (except grapefruit skins) and email or snail mail to the **OKCA, PO Box 2091, Eugene OR 97402**. The number and size of ads submitted by a single member will be accepted or excepted dependent on available space and the mood of the editors.

**For Sale:** Silver Trident rare dual signature knife signed by both William W. Harsey and Chief Patches Watson. These men are the designers of the famous knife made by Gerber. The knife comes with a signed copy of Patches book "Point Man." Contact Bryan at 541-895-2557 or 541-953-2456 For other knives and info go to [www.signedknife.com](http://www.signedknife.com). S

**KNIFE LAWS** on-line. Federal, state, local. <http://pweb.netcom.com/~brlevine/appr-k.thm> Bernard Levine 541-484-0294 <http://www.knife-expert.com/> S

**Wanted:** Serious Victorinox only collector is looking for used and new knives and literature about them. What have you? Contact Dan Jacquart P O Box 145 Cochrane WI 4622-7167 (608)248-2794 or email [tovsakcs@mwt.net](mailto:tovsakcs@mwt.net) S

**For Sale:** Remington (repo) bullet knives, complete set of 24 knives 1982-2004. All new in boxes, many extras. 48 knives in all, \$2400.00 OBO. David Scheffer (580)227-3835 S

**Books on US Military Knives** and Government Reports. Send \$2.00 for a list of over 300 declassified govt. reports and current listing of military knife books in stock. Knife Books - PO Box 5866, Deptford, NJ 08096 or free via e-mail at [trz@mcsystems.net](mailto:trz@mcsystems.net). S

**For Sale:** One of only three Cole made Mark 2. These have been written up in Frank Trzaska's articles. Email for pictures and price. Trades considered. I also have other Cole made knives. Doug Smith Fremont CA. Contact [dsmith559@comcast.net](mailto:dsmith559@comcast.net) S

**Wanted** - Robeson whittler pattern #633499 in brown bone. Should say Pocket Eze on the shield. Consideration given to one close to this pattern. [ibdennis](mailto:ibdennis) (541)484-5564 or [ibdennis@oregonknifeclub.org](mailto:ibdennis@oregonknifeclub.org) S




**WANTED:** Pre-1940 sunfish/toenails. No reworks. [VG+.scott@elephanttoenails.com](mailto:VG+.scott@elephanttoenails.com) (256)439-0143. Visit [www.elephanttoenails.com](http://www.elephanttoenails.com), the only website exclusively about old toenails, plus an extensive photo gallery! J

**"Official Scout Blades"** a new book by Ed Holbrook 112 pgs. Boy Scouts ,Girl Scouts ,Cub Scouts, and Camp Fire Girls. Pocket knives, sheath knives, axes, 99% complete from 1910 to date + price guide \$25.00 + \$3.00 postage Ed Holbrook 12150 S. Casto Rd. Oregon City OR. 97045

**For Sale** -New book, *KEEN KUTTER POCKET KNIVES* by Alvin Sellens. Soft bound, 239 pages, this book is full of useful information on markings, descriptions of the knives, period offered, and a price guide. Illustrations all seem to be taken from Keen Kutter catalogs. \$19.95 plus \$2 shipping. Quality Blade Books, P.O. Box 41854, Eugene, OR 97404 or <http://www.qualitybladebooks.com>

*The views and opinions implied or expressed herein by authors and advertisers are not necessarily those of the Oregon Knife Collectors Association, its editors, or its officers; and no responsibility for such views will be assumed. The OKCA, its officers and its editors assume no responsibility for claims of advertisers for the quality of goods and services the advertiser provides. The act of mailing or delivering a manuscript or advertisement shall constitute an express warranty on the part of the contributor that the material is original and in no way an infringement upon the rights of others. The act of mailing or delivering a letter or question to the editor shall constitute permission to publish the letter or portion thereof unless the Oregon Knife Collectors Association is informed otherwise in that letter.*





**The Knewsletter**  
 Oregon Knife Collectors Association  
 PO Box 2091  
 Eugene, OR 97402

First Class Mail  
 U.S. Postage  
**PAID**  
 Eugene, OR  
 Permit No. 388

## Events Calendar September 2004

----- **September 2004** -----  
 Sep 10-12 - Chicago Custom - Arlington Heights IL (B-KI)  
 Sep 11-12 - SouthEastern Custom - Winston-Salem (KW-B-KI)  
 Sep 17-19 - Spirit of Steel - Dallas TX (KW-B-KI)  
 Sep 17-19 - Blade Show West -Ontario CA (B-KI)  
 Sep 17-19 - AECA Oak Lawn IL Show (KW-B)  
 Sep 24-26 - NKCA Show - Louisville KY (KW-B-KI)  
 Sep 25-26 - Wolverine Fall Show -Clawson MI (KW)

----- **October 2004** -----  
 Oct 08-09 - Northern Lakes - Edgerton WI (KW-B)  
 Oct 08-09 - Plaza Cutlery Custom -Huntington Beach CA (KW-B)  
 Oct 08-09 - Greater Ohio Show - Columbus OH (KW-B)  
 Oct 22-24 - Blade Forging & Knife Expo -Spokane WA (KW-B)  
 Oct 22-24 - NKCA Ohio Show - Wilmington (KW-B-KI)

----- **November 2004** -----  
 Nov 06-07 - Mt Vernon Knife Show - IL (KW-B)  
 Nov 12-14 - New York Custom Show -(KW-B)  
 Nov 13-14 - Arizona Knife Show - Mesa AZ (KW-B)  
 Nov 13-14 - FMKC -Ft Myers FL (KW-B)


----- **December 2004** -----  
 Dec 02-04 - Parkers Knife Show - Pigeon Forge TN (KW-B)  
 Dec 11-11 - **Oregon Winter Mini Knife Show - Eugene**

----- **January 2005** -----  
 Jan 28-30 - Gator Cutlery Show -Lakeland FL (KW)  
 Jan 28-30 - Las Vegas Custom Show -Nevada (KW-B)

----- **February 2005** -----  
 Feb 26-27 - Atlanta Knife Show (KW)

----- **March 2005** -----  
 Mar 04-06 - NW Georgia Show - Dalton GA (KW)  
 Mar 04-06 - East Coast Custom - NY (B)  
 Mar 18-20 - Arizona Custom Show -Scottsdale AZ (KW)  
 Mar 18-20 - Ohio Spring Show NW (KW)

----- **April 2005** -----  
 Apr 08-10 - **Oregon Knife Show - Eugene Oregon**  
 Apr 22-24 - NKCA Shepherdsville KY Show (KW)  
 Apr 22-24 - Wolverine Fall Show -Novi MI (KW)



## DINNER MEETING

**Thursday Evening**  
 September 9, 2004

**G. Willickers**

**440 Coburg Road**  
**Eugene, Oregon**

**6:00 PM Dinner**  
**7:00 PM Meeting**

**Come Knife with us!**  
**Show-N-Tell - Bring a**  
**special knife!**

Contact Dennis or Elayne (541) 484-5564 for additional information on OKCA events. For non-OKCA events, contact the sponsoring organization. Additional info = (B)lade Mag. -(KW) Knife World - (KI) Knives Illustrated

